

Model Introduction

ECL 15B series is an **economical long-tiller** pallet stacker, with the rated **load capacity of 1500KG** and lift height from **1600 to 3600mm**, it meets customers' demands for increasing economic performance, handling efficiency and safety.

High maneuverable, economical and practical design, it can fully meets customers' demands. With compact design, its turning radius is smaller than conventional stackers, which is more suitable for small stacking warehouse operation.



We promise, We deliver

Noblelift Headquarters

Add:#528 Changzhou Road, Taihu
Sub-district, Changxing, 313100, China
TEL:+86 572 6210311/6120989
FAX:+86 572 6129336
WEB:www.noblelift.com
Email: info@noblelift.com



Official website



Our Wechat

Noblelift North America Corp.

Add:2461 S Wolf Road, Des Plaines, IL 60018
Tel:847-595-7100
Fax:847-595-7200
Email:sales@nobleliftna.com
Http: www.nobleliftna.com

Noblelift Europe GmbH

Add:Borsigstrasse 9d-93092 Barbing
Germany
TEL:+49 9401 607930
FAX:+49 9401 6079329
WEB:www.noblelifteurop.com
Email: mail@noblelifteurope.com

Noblelift Russia

ООО "Ноблелифт Рус"
194292, Санкт-Петербург
Домостроительная ул. 4А офис 301
Бизнес-центр "Парнас"
тел.: +7 (800) 700-28-97
Email: sales@noblelift.com.ru

NOBLELIFT

Material Handling

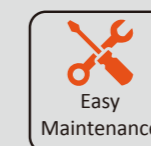
ECL 15B Powered Stackers



Long-tiller
Design



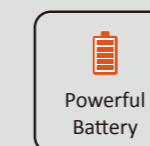
Capacity
1500Kg



Easy
Maintenance



CURTIS
Technology



Powerful
Battery



Robust
Design



High
Maneuverability



Best Cost-Performance
Ratio

NOBLELIFT INTELLIGENT EQUIPMENT CO., LTD

NEW **Noblelift Products**
ARRIVAL

www.noblelift.cn

Highlights Presentation

General Design



Electrical box cover is based on long-tiller series design

Mast is based on the existing structure design

Hydraulic system is based on EDGE PSE12N stacker design

Tiller is based on ECL10 tiller structure design

Long-tiller design meets the requirements of ergonomics and safety

Long-tiller design ensure the operators high efficiency and safe distance from stacker-body.

Long-tiller stacker uses less operating force, compared with the short-tiller stacker.

Height is adjustable according to operators operating habits and height preference.

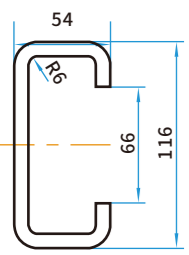
4-wheel design with sideways long-tiller gives operators a better view to the pallet.

The safety distance and good view makes stacking operation more efficient and faster.



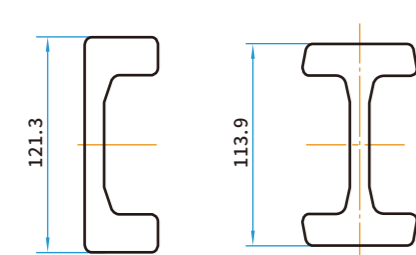
Stability Test Record

Cheap manufacturers



8 mm inside the edge
Wx=70.6cm³
The weight per meter 14.38Kg

Noblelift Design of Mast



2819steel
Wx=81cm³
The weight per meter 20.9Kg

3019steel
Wx=105cm³
The weight per meter 25.9Kg

Solid steel channel for better stability and longer lifetime.

High stability, safety standards (GB/T10827.1: ISO1691.1), big load value at maximum lifting height.



Economic but durable tiller with internal structure design and plastic coating, ensures reliable and comfortable operation.

CAN-BUS technology reduces the connection number and improves system reliability.

CAN-BUS technology is convenient to check and shoot trouble, it also reduces maintenance time.

Components use digital signals has longer lifetime than those use analog signals.

CAN communication is used for all functions of the electrical system to improve the stability and consistency of performance.

Handheld programmer or computer software can make diagnosis, including troubleshooting, which makes maintenance easier than other controllers used by logistics industry.



Battery deep discharge protection device, voltage discharge indicator with low voltage automatic cutting and lifting function, for higher battery lifetime.

Proofed emergency switch and voltage discharge indicator, make it more durable and reliable.

Indicator shows faults through CAN-BUS, there is no need to remove the indicator housings.



48V DC brushless motor, low energy cost, no carbon brush, no spark, smooth operation, high efficiency, low fault rate, low maintenance cost, low noise, long lifetime.



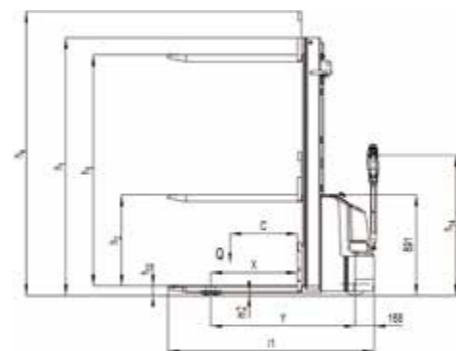
Convenient stability casters adjustment, no need for lifting the stacker.

All parts of the stacker is maintenance-convenient, no need for special tools.

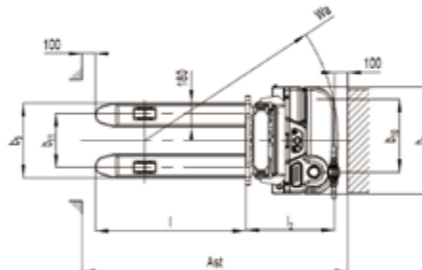
Built-in 8A charger.

Maintenance-free lead-acid battery, 48Vx60Ah.

48v2.2kw powerful pump system & powerful drive.



ECL15B Technical Parameter



(ECL15B)					
Designation	Lowered mast height h1(mm)	Free Lift height h2(mm)	Lift height h3(mm)	Extended mast height h4(mm)	Lift+fork height h3+h13(mm)
one stage mast	2378	1910	1915	2385	2000
Two stage mast	1930	78	2815	3305	2900
	2080	78	3115	3605	3200

Type sheet for industrial truck acc. to VDI 2198

Distinguishing mark					
1.2	Manufacturer's type designation			ECL15B	
1.3	Drive			Battery	
1.4	Operator type			Pedestrian	
1.5	Load capacity / rated load	Q (t)		1.5	
1.6	Load center distance	c (mm)		600	
1.8	Load distance ,centre of drive axle to fork	x (mm)		770	
1.9	Wheelbase	y (mm)	1258		1283
Weight					
2.1	Service weight	kg	641		782
2.2	Axle loading, laden front/rear	kg	677 / 1464		722 / 1560
2.3	Axle loading, unladen front/ rear	kg	446 / 195		544 / 238
Tyres, Chassis					
3.1	Tires			Polyurethane (PU)	
3.2	Tire size, front	Øxw (mm)		Ø 210×70	
3.3	Tire size, rear	Øxw (mm)		Ø 80×70	
3.4	Additional wheels(dimensions)	Øxw (mm)		Ø 100×50	
3.5	Wheels, number front/ rear(x=driven wheels)			1x+1/ 4	
3.6	Tread, front	b10 (mm)		557	
3.7	Tread, rear	b11 (mm)		410 / 525	
Dimensions					
4.2	Lowered mast height	h1 (mm)	1978		2280
4.3	Free Lift height	h2 (mm)	1510		78
4.4	lift	h3 (mm)	1515		3615
4.5	Extended maximal height	h4 (mm)	1985		4005
4.9	Height of tiller in drive position min./max.	h13 (mm)		710 / 1245	
4.15	Height, lowered	h13 (mm)		85	
4.19	Overall length	l1 (mm)	1806		1830
4.20	Length to face of forks	l2 (mm)	656		681
4.21	Overall width	b1 (mm)		820	
4.22	Fork dimensions	s/e/l (mm)		60 / 180 / 1150	
4.25	Width across forks	b5 (mm)		570 / 685	
4.32	Ground clearance, centre of wheelbase min./max.	m2 (mm)		25	
4.33	Aisle width for pallets 1000x1200 crossways	Ast (mm)	2293		2317
4.34	Aisle width for pallets 800x1200 lengthwis	Ast (mm)	2237		2261
4.35	Turning radius	Wa (mm)	1450		1474
Performance data					
5.1	Travel speed, laden/ unladen	km/h		4.4/ 4.7	
5.2	Lift speed, laden/ unladen	m/s		0.105 / 0.17	
5.3	Lowering speed, laden/ unladen	m/s		0.126 / 0.126	
5.8	Max. gradeability, laden/ unladen	%		5 / 10	
5.10	Service brake			Electromagnetic	
Electric- motor					
6.1	Drive motor rating S2 60min	kW		0.75	
6.2	Lift motor rating at S3 7.5%	kW		2.2	
6.3	Battery acc. to DIN 43531/ 35/ 36 A, B, C, no			No	
6.4	Battery voltage, nominal capacity K5	V / Ah		4x12/60	
6.5	Battery weight	kg		4x20	
6.6	Energy consumption acc. to VDI cycle	kWh/h		0.5	
Addi- tional data					
8.1	Type of drive control			DC- Speed Control	
8.4	Sound level at driver's ear acc. to EN 12053	dB(A)		<70	