

Model:  
**CDD10R-E**  
**CDD12R-E**  
**CDD15R-E**

The super light Electric Walkie Stacker with small turning radius which is widely used in small warehouse and super market. Suit for low level stacking and short distance transportation.



## Advantages:

- Back cover is integrated type design , easy to assemble and maintain.
- Use GEL battery free to maintain.
- Built in charger easy to access to power supply.
- Low gravity design , 4 point design , improve the trucks stability.
- The drive unit have small turning radius, the motor and brake is very easy to replace.
- Compact design and small dimensions , offer excellent visibility.
- The turning radius and aisle width is very small and which is similar with manual stacker.



RUYI Tiller Head



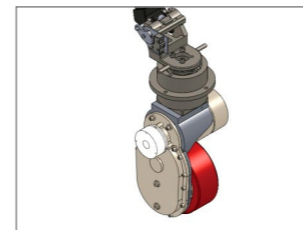
product design award



RedDot Design Award



4 point design, improve the trucks stability.



Floor type drive wheel



Option: Initial lifting with double-pallet function turn to P76

*Super Compact*



# Electric Walkie Straddle Stacker



Model:  
**CTD10R-E**  
**CTD12R-E**  
**CTD15R-E**

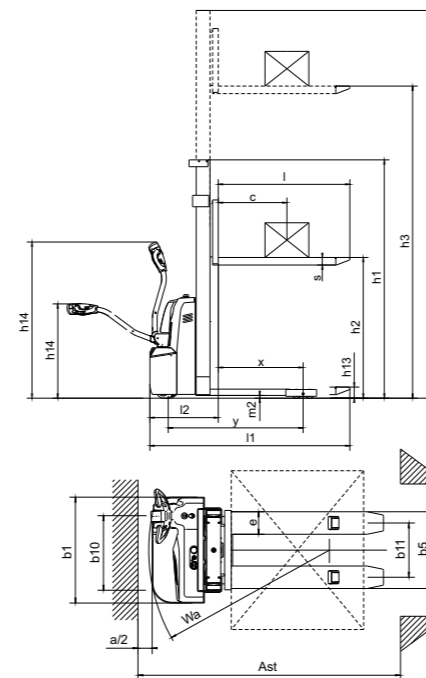
Straddle legs &  
 Adjustable forks



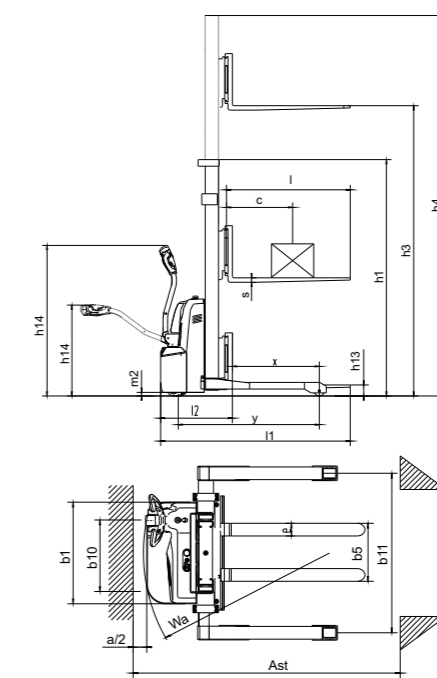
1KG=2.205LB 1INCH=25.40MM

Model		CDD10R-E	CDD12R-E	CDD15R-E	CTD10R-E	CTD12R-E	CTD15R-E
Load capacity	Q(kg)	1000	1200	1500	1000	1200	1500
Load centre distance	c(mm)	600	600	600	600	600	600
Load distance, centre of drive axle to fork	x(mm)	741	741	741	770	770	770
Height, lowered	$h_{13}$ (mm)	90	90	90	80	80	80
Tyre size, front		$\phi 195 \times 70$	$\phi 195 \times 70$	$\phi 195 \times 70$	$\phi 195 \times 70$	$\phi 195 \times 70$	$\phi 195 \times 70$
Tyre size rear		$\phi 80 \times 70$	$\phi 80 \times 70$	$\phi 80 \times 70$	$\phi 98 \times 82$	$\phi 98 \times 82$	$\phi 98 \times 82$
Additional wheels(dimensions)		$\phi 150 \times 60$	$\phi 150 \times 60$	$\phi 150 \times 60$	$\phi 150 \times 60$	$\phi 150 \times 60$	$\phi 150 \times 60$
Wheels, number front rear(x=driven wheels)		1x+1/4	1x+1/4	1x+1/4	1x+1/4	1x+1/4	1x+1/4
Height, mast lowered	$h_1$ (mm)	2090/1840/2090/2200/2340	2090/1840/2090/2200/2340	2085/1835/2085	2145/1895/2145	2145/1895/2145	2140/1890/2140
<b>Max. lift height</b>	$h_2$ (mm)	<b>1600/2500/3000/3300/3500</b>	<b>1600/2500/3000/3300/3500</b>	<b>1600/2500/3000</b>	<b>1600/2500/3000</b>	<b>1600/2500/3000</b>	<b>1600/2500/3000</b>
Height, mast extended	$h_4$ (mm)	2090/3060/3560/3860/4060	2090/3060/3560/3860/4060	2090/3060/3560	2145/3100/3600	2145/3100/3600	2145/3100/3600
Height of tiller in drive position min./max.	$h_{14}$ (mm)	670/1300	670/1300	670/1300	670/1300	670/1300	670/1300
Overall length	$l_1$ (mm)	1748(1668)	1748(1668)	1748(1668)	1500	1500	1500
Length to face of forks	$l_2$ (mm)	598	598	598	660	660	660
Overall width	$b_1$ (mm)	800	800	800	1132-1532	1132-1532	1132-1532
Fork dimensions	s/e/l(mm)	60/170/1150(1070)	60/170/1150(1070)	60/170/1150(1070)	35/100/1070(1150)	35/100/1070(1150)	35/100/1070(1150)
Width overall forks	$b_5$ (mm)	570/695	570/695	570/695	200-800	200-800	200-800
Ground clearance, centre of wheelbase	$m_2$ (mm)	26	26	26	35	35	35
Aisle width for pallets 1000x1200 crossways	$A_{1r}$ (mm)	2218	2218	2212	2280	2280	2280
Aisle width for pallets 800x1200 lengthways	$A_{1l}$ (mm)	2173	2173	2171	2280	2280	2280
Turning radius	$W_5$ (mm)	1365	1365	1355	1490	1490	1490
Travel speed, laden/unladen	Km/h	4.5/5	4.5/5	4.5/5	4.5/5	4.5/5	4.5/5
Lift speed, laden/unladen	m/s	0.11/0.14	0.09/0.14	0.08/0.11	0.09/0.14	0.09/0.14	0.08/0.11
Lowering speed, laden/unladen	m/s	0.12/0.10	0.12/0.10	0.12/0.10	0.12/0.10	0.12/0.10	0.12/0.10
Battery voltage, nominal capacity K20	V/Ah	24/105(125)	24/105(125)	24/125	24/105(125)	24/105(125)	24/125
Battery weight	kg	52(70)	52(70)	70	52(70)	52(70)	70
Battery dimensions l/w/h	mm	260(330)x168(171)x217	260(330)x168(171)x217	330x171x217	260(330)x168(171)x217	260(330)x168(171)x217	330x171x217
Service weight (with battery)	kg	460/525/545/560/565	615/640/660/675/680	705/730/750/765/770	490/555/575	490/555/575	580/645/665

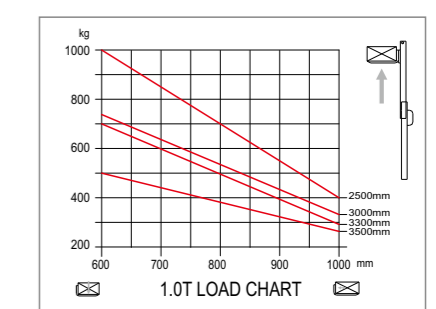
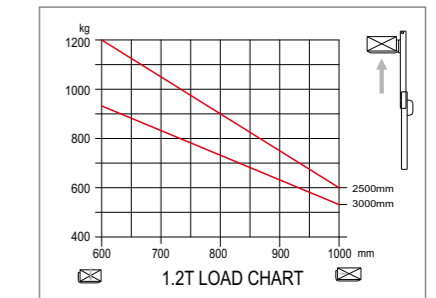
**Hot Sale**



CDD10R-E/CDD12R-E/CDD15R-E



CTD12R-E



Electric Pallet Truck  
 Electric Stackler  
 Order Picker  
 Narrow Aisle Truck  
 Electric Tow Tractor  
 Hand Pallet Truck  
 Manual Stackler  
 Lift Table